Mabel's Material Closet

The Two-Sided Cushion

A family investigation with Mabel the Sofa



Mabel remembers every blanket fort built on her cushions. Now she has two visitors coming. One wants a smooth cushion to sit on while they read. The other wants a fuzzy cushion to curl up on. Mabel opens her Material Closet. "Can we make one cushion with a side for each friend?"

Look inside the picture

Find Mabel's hazel eyes and her mended patch. Point to a cloth that looks smooth and one that looks fuzzy. What clues can you see?

Draw two fabric choices, or put an actual cloth beside each box.

For the reader

For the cuddler

Turn the page to try it together ›

The Two-Sided Cushion

Can one cushion feel right for two different visitors?

Gather One hand towel and two clean cloths with different textures

10–15 minutes • About ages 2–8 with a grown-up



1 Choose two covers

Lay the cloths side by side. Look at them or feel them. Which would your visitor choose for a smooth seat? Which feels cozier?

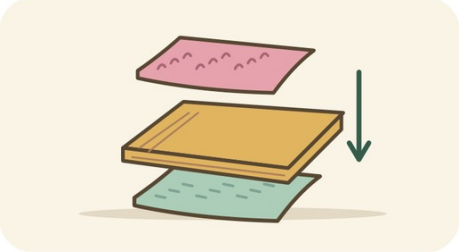

2 Stack the layers

Lay one cloth flat. Fold the towel into a small cushion and center it on that cloth. Lay the second cloth on top.

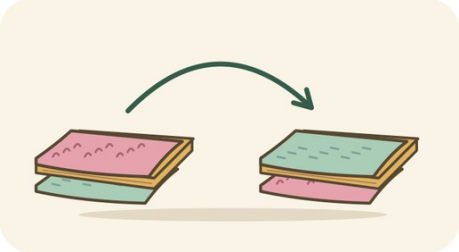

3 Flip the cushion

Hold all three layers together with both hands. Turn the whole stack over. Which cloth is on top now? Let a visitor choose a side.

When you're done

Take the three layers apart. Fold the towel for its shelf and put the cloths back where you found them.

Another way to play

Touch is optional. Point to a cloth and let a partner do the stacking or flipping.

One more wonder

Can you tell which side is up with your eyes closed? You can ask a partner to describe it instead.